

LED 2'X2' & 2'X4' PARABOLIC



FIXTURE TYPE _____
JOB NAME _____
REP **HUDNUT LED LIGHTING**
PART NUMBER _____

SPECIFICATIONS

Full fixture replacement with linear LED lamps*	High 80+ CRI white LEDs*
120—277 volt AC operation	>50,000 hour lamp life to 70% original output*
No external ballasts, drivers, or power supplies = lower maintenance	Lamp is UL listed 120-277VAC*
Standard G13 bi-pin sockets for easy lamp maintenance	Fixture is ETL listed
Lamp powered from one end only to meet UL safety requirements*	and conforms to UL 1958-SUB 8750
Dedicated LED fixture ensures proper operation and maximum life	Fixture is made in the USA
Instant on to full light output even in cold environments*	2 year limited warranty on fixture
Operates from minus 40 degrees F. through plus 122 degrees F.*	5 year limited warranty on lamps*
No mercury, no lead, no glass	Fixture and lamps are recyclable
	See reverse for additional fixture information.

ORDERING INFORMATION

SERIES	LAMP ROWS	LENGTH	LAMP TYPE	OPTIC/CELL MOUNT	MECH OPT	ELEC OPT	TYPE	VOLTS	LAMP COLOR*	LAMP LENS*	
GPA520	2	2 = 2X2	LR = UL listed	S9	M1	DL	X = none	LED81	UNV	3500k	CL = clear
	3	4 = 2X4		S12		HE	TS2 = maint. switch			4100k	FR = frost
	4			S16						5500k	
				S18							
				S24							
			S32								

see reverse for additional information

NOTES

*****Other options are available. Contact Hudnut LED Lighting Solutions for additional information**
Product may differ slightly from photo. All values are nominal.

***See TL-SH series lamp cut sheet for additional information. Lamps are shipped separately for field installation.**

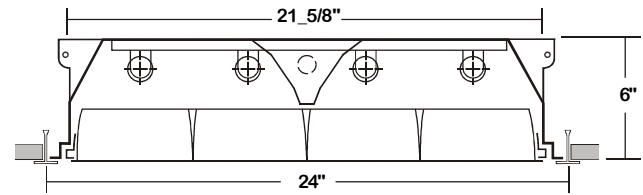
HUDNUT LED LIGHTING

11916 NE SUMNER STREET PORTLAND, OREGON 97220 503-233-8088 WWW.HUDNUT.COM INFO@HUDNUT.COM

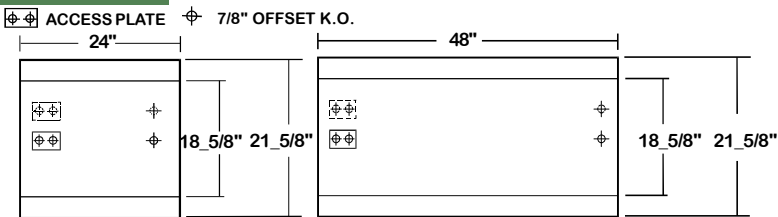
GPA520 SERIES - LED T8



CROSS SECTION



BACK PLATE



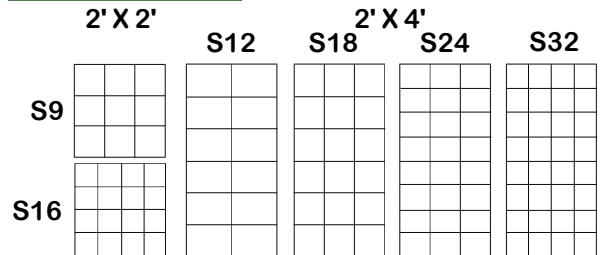
SAFETY SWITCH



TS2 - LED Luminaire On/Off Safety Switch

- Easily accessible on exterior of wire way.
- Allows individual fixture to be switched ON/OFF during re-lamping or Maintenance.
- Prevents damage to lamp and electrical shock during lamping and re-lamping.
- Allows safe entry to wire way channel where power connector can be disconnected for maintenance to fixture.

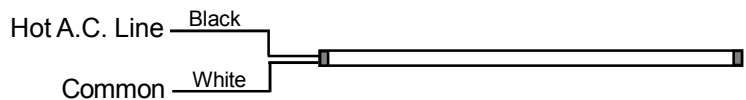
LOUVER CELL



LAMP TYPE

See Hudnut TL-SH series lamp specifications for additional lamp information.

LR = LED T8 light tube, self-driven.
Black lead and white lead connected to the same end.



OPTIONS AND ACCESSORIES

ELECTRICAL OPTIONS		OPTICAL OPTIONS		MECHANICAL OPTIONS	
	SUFFIX		SUFFIX		SUFFIX
LED Luminaire ON/OFF Safety Switch	TS2	Semi-Specular Low Iridescent	S	Damp Location	DL
Pull Switch	PS1	-Silver Finish	CLO	Heat Exchange	HE
6' 3Wire Cord + Plug (U-Ground)	CP3	Stippled Clear Acrylic Overlay			

*See Appropriate Reference Page

SPECIFICATIONS

- TYPE
- DIFFUSING MEDIA
- CONSTRUCTION
- FINISH
- WIRING
- LABELS

Recessed mounted luminaire for LED T8 light tube (s)** with internal driver, specifically designed to accommodate deep cell aluminum parabolic louvers and other diffusing media requiring the depth that this housing affords. For installation in inverted Tee-Bar ceilings. Deep cell aluminum parabolic louvers 3" min. depth. Available in semi-specular low iridescent silver finish (S) standard. Other finishes or diffusing media as specified. 22 ga. cold rolled steel housing. (20 ga. housing available as specified) Baked white polyester finish, minimum reflectance 86%. (Powder coated finish available.) Operates T8 LED light tube(s)**.

ETL Listed. Conforms to UL standard 1598 - SUB 8750.

** Lamp(s) by others.



HUDNUT LED LIGHTING