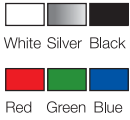


Fin color:



Line Voltage
R-20 F
 80 degree beam

120V / 220V / 277V line current
 Medium Screw Base E26/E27, GU-24 Pin Base

50,000 hour rated life

Replaces:
 75 - 150W Color Incandescent /
 26W Compact Fluorescent

Par 20 LED Lamp
 8 Watt typical (22W max)

Light Output
Red - 270lm
Green - 450lm
Blue - 200lm
Amber - 210lm

Indoor/Outdoor
 wet and dry locations

Color: **Red** 630nm
Green 535nm
Blue 465nm
Amber 589nm
Custom **CIE 1931**

Operating:

Open Air Fixtures -4°F to 105°F Dimmable with most commercial and residential dimmers. Weight: 5 oz.
 -20°C to 40°C

Voltages: 100V, 120V, 220V, 240V, 277V
 When used in a 4" recessed can a de-rated 5W light is required.

UL /CUL/CE /C-Tick rated



3-Year Warranty

Performance:

enLux RYgB LED Light for general illumination is powered by its proprietary, patented Solid State C.O.B. Light Engine coupled with its unique patented thermal management components providing high efficacy and maximum energy efficiency - 8 Watts typical. The enLux R-20 Series LED Light aluminum housing is finished in a ultra durable

top coat, will not shatter or break when dropped. Safe, cool to touch, 100% recyclable (no mercury or hazardous materials). enLux RGB LED Color Light emits Twice-the-Light as a 100 Watt color filtered incandescent accent floodlight - using only 8 Watts typical.



P-R20FC-0510

Represented by:

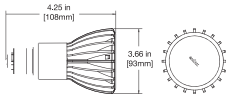
HUDNUT LED LIGHTING SOLUTIONS

11916 NE Sumner St. Portland, OR 97124

Ph: 503-233-8088

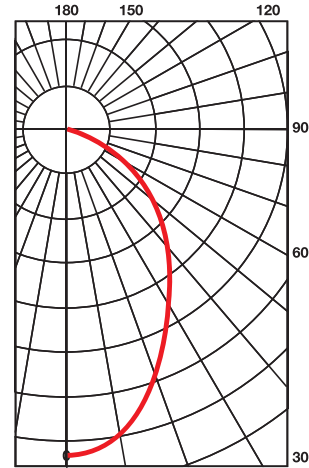
info@hudnut.com

www.hudnut.com



R20F Floodlight Photometrics

0 ft	Illuminance Distribution Ratio					
3 ft	-	-	-	0,020	0,210	1,000
6 ft		0,005	0,019	0,053	0,138	0,250
9 ft	0,006	0,012	0,023	0,042	0,084	0,111
12 ft	0,008	0,013	0,022	0,035	0,054	0,063
15 ft	0,008	0,012	0,019	0,027	0,037	0,040
	15 ft	12 ft	9 ft	6 ft	3 ft	CL



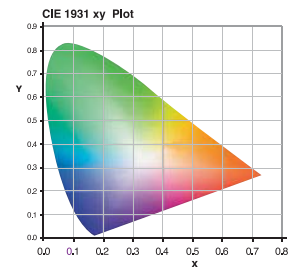
R20F Illuminance at Beam Centerline

Color	Wavelength	P/N	Total Lumen	Throw Distance (feet)				
				3	6	9	12	15
Red	630 nm	0616XX	260	198,1	49,5	22,0	12,4	7,9
Amber	589 nm	0617XX	149	104,9	26,2	11,7	6,6	4,2
Green	535 nm	0618XX	325	247,9	62,0	27,5	15,5	9,9
Blue	465 nm	0619XX	195	148,6	37,2	16,5	9,3	5,9

Unit in lux
1 lux = 0.0929 footcandle

R20F Color E26/E27 Base / GU-24 Pin Base

Product Code	Color Light	Voltage	Fin Color	
Standard color				
06 E26/E27	16 Red (630nm)	0 120V	0 White	
	17 Amber (589nm)	1 100V	1 Black	
	07 GU-24	18 Green (535nm)	2 220V	2 Silver*
		19 Blue (465nm)	3 120V BR	9 Corresponding color, Red, Green, Blue only*
		4 240V		
		7 277V	*Special Order Only	
Custom color				
06 E26/E27	20 415nm	0 120V	0 White*	
	23 Vita Yellow	1 100V	1 Black	
07 GU-24	24 2050°K	2 220V	2 Silver*	
	27 630/415nm	3 120V BR		
	28 Margaritas Pink	4 240V		
	30 Restaurant Pink	7 277V		
	31 Pink Magenta			
	34 Deep Purple			
	36 Congo Blue			
	37 Happy Blue			
38 True Blue				
39 Green Blue				
Examples				
063121	R20 Floodlight	E26/E27 Pink Magenta	220V Black Fin	
061600	R20 Floodlight	E26/E27 Red (630nm)	120V White Fin	
061929	R20 Floodlight	E26/E27 Blue (465nm)	220V Blue Fin	
073472	R20 Floodlight	GU-24 Deep Purple	277V Silver Fin	



Represented by:

HUDNUT LED LIGHTING SOLUTIONS

P-R20FC-0510

11916 NE Sumner St. Portland, OR 97124

Ph: 503-233-8088

info@hudnut.com

www.hudnut.com